


# My PHONICS

First Steps to Reading in a  
**MEANINGFUL, ENGAGING**  
and **MOTIVATING** Way!



Jenny Dooley - Virginia Evans



Express Publishing

# My PHONICS

A high quality 5-level phonics programme designed to teach a phonics first and fast approach!

- High quality systematic, synthetic phonics method, helping young learners to decode print and become fluent readers and spellers
- Wealth of inviting and appealing activities, making the learning of phonics easy, enjoyable and memorable
- Multi-sensory approach catering for different learning styles (visual-auditory-kinaesthetic)
- Methodical blending and segmenting activities
- Gradual presentation of sight words (most frequent words that do not necessarily or completely conform to grapheme/phoneme correspondence rules)
- Catchy chants and songs based on traditional tunes
- Development of phonemic strategies through cumulative stories and texts
- Regular and effective assessments
- Variety of fun activities and games


## Components

- Pupil's Book
- Activity Book
- Audio CD
- My Phonics Flashcards
- Offline Cross-platform application




Activity Books





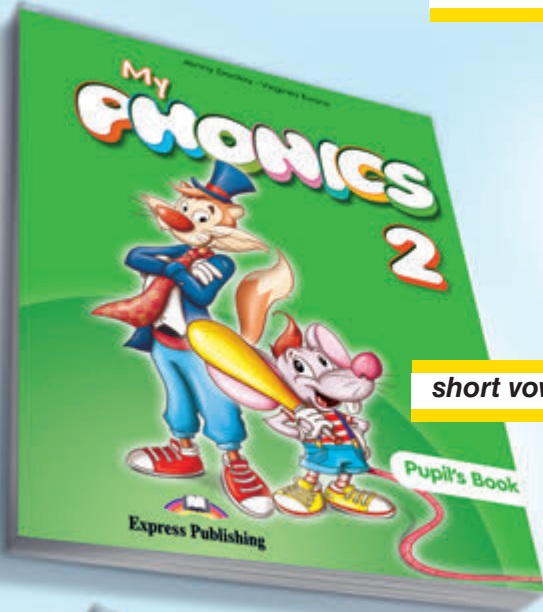
**naming and sounding the letters of the alphabet (A-Z)**




**naming and sounding the letters of the alphabet (A-M)**




**naming and sounding the letters of the alphabet (N-Z)**



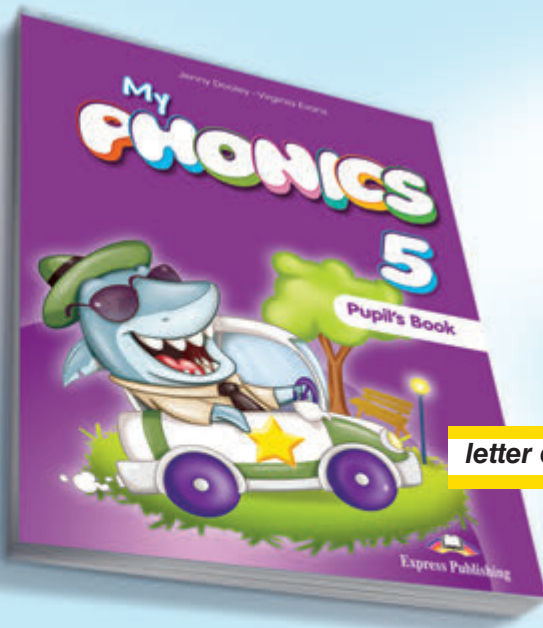
**short vowels**



**long vowels**



**consonant blends**



**letter combinations**

1 Listen, point and repeat. Colour. 

D d



dog

2 Listen and point. Colour. 







**d**rum



**d**ragon

**3** Chant and show! 



D, dog,  
D, d, d, dog!  
Dog, d, d, d!



# Unit 4

## Lesson 2

4 Listen. Read along.  

# Dd



dog



drum



dragon

It is a  !

It is a  !

It is a  with a  !

It is a  on a 

with a  !

Systemic presentations of sight words.


### SIGHT WORDS










it is a with on

### 5 Song

Catchy songs based on traditional tunes!



6 Circle the pictures of the words that begin with the same sound. 

<p>1</p>  <hr/>  <hr/> 	<p>2</p>  <hr/>  <hr/> 	<p>3</p>  <hr/>  <hr/> 
---	---	---

## Phonics Build-Up

7 Listen, point and repeat. Colour the pictures of the words that start with the **d** sound. Say the **d** words.    

 <p><b>d</b>oll</p>	  
--	--






# Story

# Time



First steps to  
reading fun,  
short stories!



1 Listen. Read along.  



Look at the !  
It is on the .



Look at the !  
It is on the ,  
too!

Look at the !  
It is on the .





4



Look! A 🐉 with a 🥁 !

2 Which animals are in the story? Colour. 🖍️




# Review 1 (Aa, Bb, Cc, Dd)

1 Match and colour. Say the letter and the sound.




Regular assessments monitoring pupils' progress.



2 Look and tick (✓).



1



a

c

2



d

b

3



c

d

4



a

d



3 Say the words. Draw lines to match.



Multi-sensory approach catering for different learning styles.



a

b

c

d

4 Listen and circle.





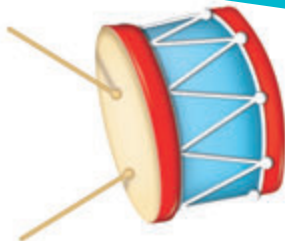


1							
2							
3							
4							

# Picture Cards











Sample page from My Phonics 1a,  
Pupil's Book-Picture Cards






3 Write the letter **Cc**. Colour the pictures that start with the **c** sound. 


		
	<div style="border: 1px solid black; height: 80px; width: 100%;"></div>	
		

4 Say the sounds. Trace the right shape. 

Aa = 

Bb = 

Cc = 



# Unit 3

## Lesson 1

Sample Unit from  
My Phonics 2  
Pupil's Book

1 Listen, point and repeat. 

**e + n = en**



**hen**

2 Chant and show! 

H - E - N,  
H - E - N,  
HEN!

Systematic  
practice of  
blending and  
segmenting.

3 Say the sounds. Write the words. 

1 **m en**

2 **t en**

3 **h en**

4 **p en**





men



pen

10

ten

4 Listen. Read and circle.   



The **t** en **t** en have a **h** en with a **t** en .  
**p** **m** **m** **p**

# Unit 3

## Lesson 2

5 Listen, point and repeat. 

**e + d = ed**



**bed**



**red**

6 Chant and show! 

**B - E - D,  
B - E - D,  
BED!**



7 Circle and write. 

1



ed



2



et

10

3



ed



4



et





**e + t = et**




**jet**



**pet**

8 Listen. Read and circle.   







My p **et**  
**ed** with my j **et**  
**ed** is on my r **ed** b **et**  
**ed** .

# Unit 3

## Lesson 3

9 Listen. Read along.  



My red pet hen is on my red bed.  
Look at my red jet!  
My red pet hen is on my red jet now.  
My red pet hen is not sad.  
She is happy.  
My red pet hen can play with my red jet!



### SIGHT WORDS



now not sad she play

### 10 Song


(See p.72)







11 Listen and tick (✓). 



12 Make sentences. 

1 The   is **10** .

2 A   for my  .

3 The   is  .

## Phonics Build-Up

13 Listen and repeat. Trace. 



**net**



**den**

1 Listen. Read along.  





4

Oh, good! Here is my red pet hen!

With a pin and a wig!



2 Answer the questions. Write. 

1 Where is the hen?

The hen is in the .



2 Where is the hen now?

The hen is in the .

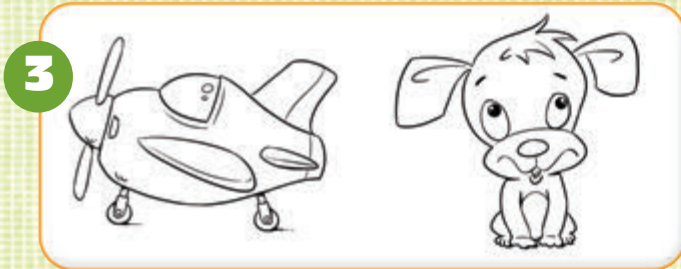







# Review 2 (short e, short i)

Sample pages from My  
Phonics 2 **Pupil's Book**

1 Listen and colour. 





2 Look and circle. 







3 Circle and write. 


1  en  
ed  
in  
et  
m \_ \_

2  en  
ed  
in  
et  
w \_ \_


3  en  
ed  
in  
et  
j \_ \_

4  en  
ed  
in  
et  
b \_ \_

4 Look, read and tick (✓) the right sentence.   

1   
The **bed** is red.   
The **jet** is red.

2   
A big **bin**.   
A big **wig**.

3   
The men have a **pen**.   
The men have a **hen**.

4   
A **fin** in a bin.   
A **pin** in a bin.



# My PHONICS

A Programme of Excellence  
to Develop Competent,  
Confident Readers!



Liberty House, Greenham Business Park,  
Newbury, Berkshire RG19 6HW, United Kingdom  
Tel.: (0044) 1635 817 363  
Fax: (0044) 1635 817 463  
email: [inquiries@expresspublishing.co.uk](mailto:inquiries@expresspublishing.co.uk)  
[www.expresspublishing.co.uk](http://www.expresspublishing.co.uk)

LIKE - SHARE - FOLLOW

[facebook.com/expresspublishing](https://facebook.com/expresspublishing)



[youtube.com/user/ExpressPublishingELT](https://youtube.com/user/ExpressPublishingELT)

[twitter.com/ExpressELT](https://twitter.com/ExpressELT)



[instagram.com/expresspublishing](https://instagram.com/expresspublishing)



**Express Publishing**